



How To Do Sclerotherapy

The Injection Techniques for Spider & Varicose Veins



This is a true comprehensive training course on Sclerotherapy consist of four Medical Manual, which constitute a Methodology or Medical Protocol in Sclerotherapy, It is practical and concise, It will guide you step by step, through the complete cycle of Sclerotherapy .

This methodology is based on the practical and objective experience of more than 30 years of many Doctors, therapists and administrators dedicated exclusively and entirely to the treatment of varicose veins, having treated thousands of patients of all nationalities and ethnicities in the U.S

A. Mendoza ARNP

Director of Training Programas

[www. CopaVin .com](http://www.CopaVin.com)

A Comprehensive Sclerotherapy Training Course

How to Perform Sclerotherapy

The 22 Injection techniques for Spider and Varicose Veins



Sclerotherapy Training Manual No 2

Of the Comprehensive Sclerotherapy Course

*A. Mendoza, ARNP
Director of Training Programs*

Www. CopaVin. Com

Objective of this Manual

How to Do Sclerotherapy

The Objective of this manual is to teach you **HOW TO DO SCLEROTHERAPY**

- It will teach you how to Do Sclerotherapy and will give you all the Tips and Pearl of the practice of Sclerotherapy
- It will teach you how to avoid common mistakes made in Sclerotherapy
- It will give you a the management protocol of control and Sequence of performing Sclerotherapy 13 step Check List
- It will explain the main Schools or Methods of Sclerotherapy

Presented in a simple and practical manner , Including simple but yet effective power point slides to make the point stick .

This manual is part No2 of the best Comprehensive Sclerotherapy Training Course , By CopaVin for the other manuals got to www.CopaVin.com

Www. CopaVin. Com

Together with your manual you will receive :

“ THE HANDS-ON VIDEOS “

Sclerotherapy Technique Films

By CopaVin

Comes in a Flash Drive , Part of the Comprehensive Sclerotherapy Training Course



No 1 Best Syringe




No 2 Sclerotherapy Technique ATT



No 4 The Sissor Technique



No 5 Sclerotherapy Technique Angle




No 6 Sclerotherapy Sequence of Therapies



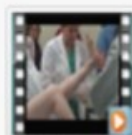
No 7 Sclerotherapy Technique Back and Fourth



No 8 Incorrect Pressure



No 9 Sclerotherapy Sample of Different Techniques



No 10 Putting Elastic Bandage




No 11 Sclerotherapy Homework Identify Incorrect...



No 12 Homework Identify Illness of Unattended Varicose Veins



No 12 The Sissor Technique



No 13 Putting Elastic Bandage



No 14 The First Steps in Evaluation



No 15 Sclerotherapy Homework Identify Incorrect...



No 16 Problems in Sclerotherapy



No 17 What are Varicose Veins?

You can watch it over and over

© WWW.Copavin.com



This Course takes you Step by Step :
“ Learn the Injection Techniques of Sclerotherapy “



A step by step
Guide to Sclerotherapy

Table of Contents



CHAPTER 1

PAGE

1.– Medical Definition and Reference of Sclerotherapy

1. What is Sclerotherapy	14
2. How does Sclerotherapy takes place	14
3. Physiopathology of Sclerotherapy	15
4. Functions of the endothelium	16
5. Layers of a Vein	17
6. How is the Sclerosing reaction initiated	18
7. Steps to damage the endothelium	19



Table of Contents



CHAPTER 2

PAGE

Sclerotherapy Schools / Methods

Description of the different Sclerotherapy Schools or Method	21
The Tournay Technique. French School	22
The Sigg Technique. Swiss School	24
The Fegan Technique. Ireland School	25
Bergan, Goldman, Hobbs. United States	29
Microfoam Technique	30




Table of Contents



CHAPTER 3 HOW TO DO SCLEROTHERAPY PAGE

The 22 Tips and Pearls of Sclerotherapy

1. How to select a syringe to do Sclerotherapy	34
2. How to Prepare Medication for Sclerotherapy	44
3. What is the best angel to inject	62
4. What should be the Bevel Position	67
5. How fast to press de plunger of the syringe	69
6. Skin color consideration what to do	73
7. Relation Between Diameter of the Varicose Veins and the concentration	75
8. The Seesaw Technique	79
9. Control the Pressure of the injection	84
10. The Anti Thrombus Technique	92
11. The Sequence to follow in Sclerotherapy	101
12. Avoiding Extravasation and necrosis	109
13. The Scissor Technique	118

Table of Contents



CHAPTER 3 HOW TO DO SCLEROTHERAPY

The 22 Tips and Pearls of Sclerotherapy

14. Spacing Technique in Sclerotherapy	122
15 Blocking the medication escape	129
16 Avoiding Hyperpigmentation	132
17 Antibiotic creams avoiding site infections	137
18 Elastic Bandage , Benefits and Risks	140
19 Area Cleaning	147
20. Patient Position / Room Lighting	150
21 Glasses , Visual Enhancement devices	154
22 Patient Post Sclerotherapy Information Avoiding conflicts	158
Reference / Video / Exercise	162

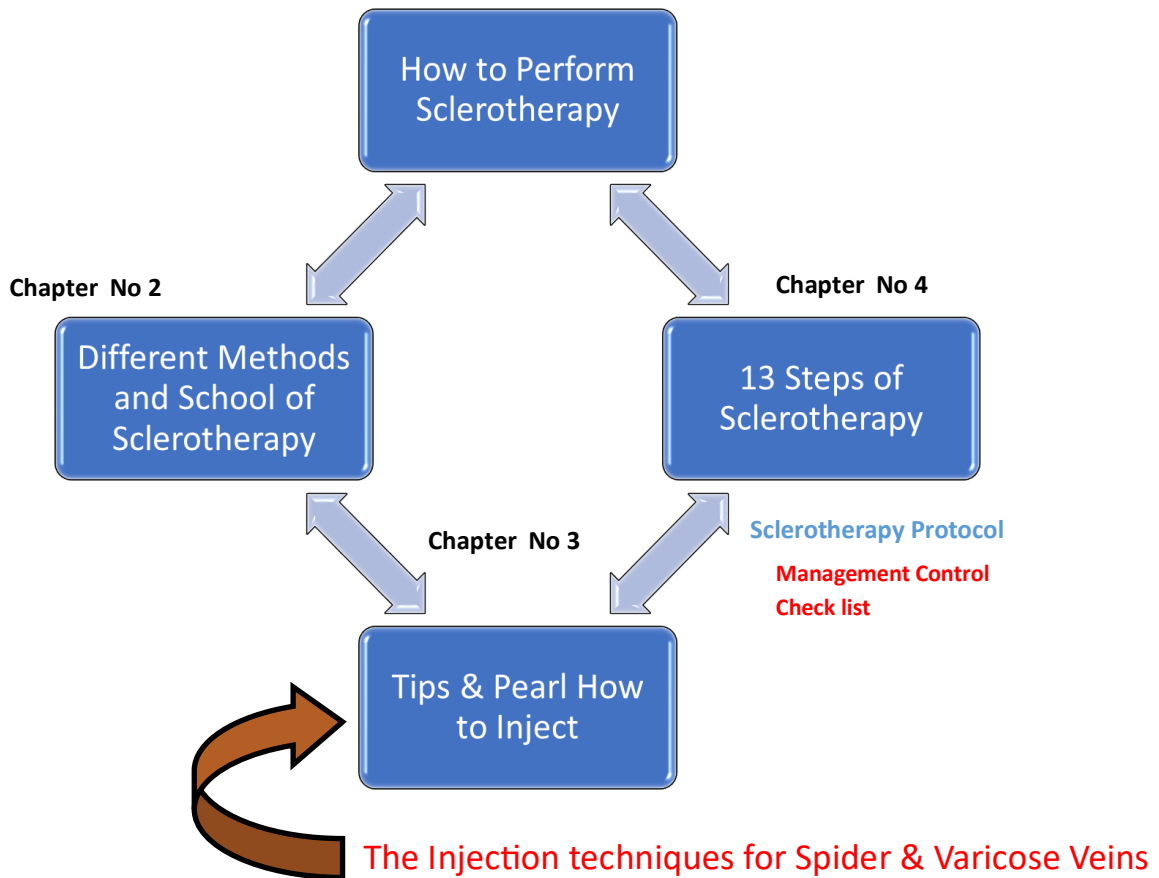
Table of Contents



CHAPTER 4	PAGE
Management and Control of Sclerotherapy	
A 13 Step by Step Check List	
1. Review the Treatment Plan	167
2. Authorization or Informed Consent	169
3. Prepare the Sclerotherapy Treatment Room	170
4. Sclerotherapy Supplies	172
5. Inspire Respect and Confidence in the Patient	175
6. Explain the Treatment Plan	176
7. Start the treatment in the Marked Area	178
8. Fill out the Medical Documentation	180
9. Information on Possible Side Effects	188
10. Post-Sclerotherapy Care	190
11. Continuity of Treatment. Schedule Appointment.	192
12. Remind the Pre-Sclerotherapy Recommendations	193
13. Review the Complete Process Again	195
Protocols Attachments	
1st Sclerotherapy	197
2nd Sclerotherapy	208

Chapter No 1

Medical Elements of Sclerotherapy - What is Sclerotherapy , Functions of the endothelium , Physiopathology of Sclerotherapy



Chapter No 5

Sclerotherapy Certification Examination

Sclerotherapy Technique Films

By CopaVin

Comes in a Flash Dr.



You can watch it over and over

© WWW.Copavin.com



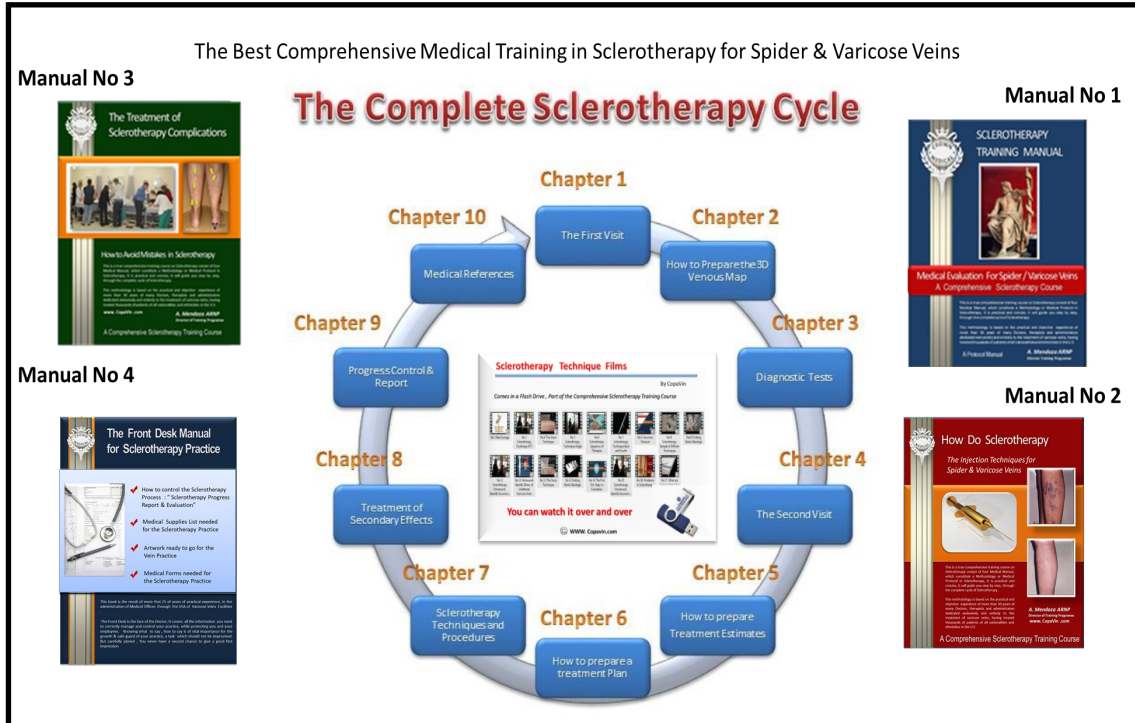
This practical Sclerotherapy Training Program teaches you the injections techniques of Sclerotherapy



www.COPAVIN.Com

Sclerotherapy Training Course

Based on the practical experience of those who have been doing sclerotherapy for the past 30 Years, and ONLY sclerotherapy



Manual No1 : **Medical Evaluation of Varicose Veins of the Lower Extremities** 175 pages divided into 6 chapters, Differential Diagnosis, Vascular Testing, Vein Classification, 2nd Visit , Treatment Plan and Treatment Estimate, Venous Mapping.

Manual No2 : This manual teaches you **How to perform Sclerotherapy** for Varicose Veins of the Lower Extremities It is a 222 Pages Manual divided - into five Chapters It gives you a detail description on how to perform the actual injection, It gives you the Tips and Pearls of the practice , It teaches How to avoid common mistakes when performing this procedure. It also gives you the Sclerotherapy protocol to follow when doing Sclerotherapy .

Sclerotherapy Injection Techniques Videos : A set of 10 videos explaining different topics of performing Sclerotherapy, Including the ATT technique, The seesaw technique etc. Included with the manual **HOW TO DO SCLEROTHERAPY**

Manual No 3 : **The Treatment of Sclerotherapy complication** , A must have manual , for the person that practices Sclerotherapy . It teaches you How to avoid mistakes in Sclerotherapy . It is a 125 Pages divided - into 2 Chapters Which explain the different treatment of Sclerotherapy complications , and How to control the progress of the Sclerotherapy

Manual No4 : **The Front Desk Manual for the Practice of Sclerotherapy** . It gives you all the basic Management Elements required to control and implement the Vein Practice, From Marketing Sample ready to go, to Medical Reference need for Sclerotherapy , To Medical Control Forms . Is like a management protocol manual that will save lots of headache.



A complete Sclerotherapy Training Course, that guides you Step by Step.

A practical approach with the pearls of practice

This manual will teach you the practical elements on How to perform the procedure of Sclerotherapy for Spider / Varicose Veins. The actual Procedure of Sclerotherapy



Based on 30 Years of Experience Performing Sclerotherapy and only Sclerotherapy

Manual No 2

www.CopaVin.com

© All rights reserved

A. Mendoza ARNP

Director of Training Programas

